



**SERENCO**  
Maarssebroeksedijk 39  
3542 DM Utrecht  
Netherlands

+31 (0)30 24 15 011  
E sales@serenco.nl  
I www.boxotools.eu

**BOXO**

**TOOLS BY SERENCO**

Serenco Nederland BV reserve the right to change any prices or specification without prior notice. Prices are excl. VAT. Images and specifications are made in good faith and are subject to change. Stock is subject to availability, products may be discontinued at any time.




**Combi 1**  
W2583xD500xH861 mm




**OSM Tall base cabinet**  
MST240001-RBK  
Standard with 3 shelves (2 adjustable)  
W600xD500xH1980 mm




**Combi 4**  
W600xD500xH1980 mm




1/3 FOAM



2/3 FOAM



3/3 FOAM



4/4 FOAM

VDE TOOLS  
BX031



Trolley and tool configurator



OSM configurator



At Boxo we offer a wide collection of professional quality tools for the mobility industry. You can choose one of our carefully selected toolsets like the BTE001, a 89-piece set for the professional bicycle mechanic. Or configure your own set with the tools you need.

View all possibilities in our tool configurator at [www.boxo-tools.nl](http://www.boxo-tools.nl)



Document shelf  
W834xD246xH91 mm  
MSN007-2



Universal box rack  
W860xD18xH78 mm  
MSN008-2



Spray can holder  
W340xD90xH110 mm  
MAA003



Hooks  
Tool hook 50 mm  
W52xD50xH55 mm  
P-TSH-20



Paper roll holder  
W340xD50xH250 mm  
MAA008



Document holder  
W340xD75xH180 mm  
MAA021




Impact wrench holder  
W340xD75xH180 mm  
MAA034



Double tool hook 50 mm  
W52xD95xH55 mm  
P-TDH-40

Double tool hook 95 mm  
W52xD95xH55 mm  
P-TDH-40



Perforated back panel

1980 mm

**Combi 2**  
W2583xD500xH1980 mm

**DRAWER TROLLEY FOR OSM**



MST260072-RBK  
W671xD459xH940 mm



MST340072-RBK  
W833xD459xH940 mm

**Double cabinet with 10 drawers**



MST68AA10  
W1722xD500xH953.5 mm



3466 mm

500 mm

**Combi 3**  
W3466xW3466xD500xH861 mm

- 100% extendable drawers
- 50 kg drawer capacity
- 20 kg shelf capacity
- > 20 different cabinets to choose from
- Modular system, easy to extend or modify
- 3 colour lines to choose from grey, black, racing black
- Mobile base available
- 4 different worktops to choose from
- 500 and 700 mm deep worktops available
- All in stock, ready to go


**FOAM INLAY TOOLSETS, 3 UP TO 619PC**



BX067A



BXE031




**BICYCLE MECHANIC MASTER TOOL SET**  
BTE001




BXP000-6



BXP000-8



BXP000-7



BXP000-9



BXP000-1



BXP000-2



BXP000-3



Dimensions

W189xD398xH50 mm  
W569xD398xH50 mm

BX000-1



BX000-3



Dimensions

W189xD398xH32 mm



BX000-7



BX000-8



BX000-10



Easy to use for your own created special tools  
Foams are easy to clean  
Easy to find the right tool in a blink

Dimensions

W189xD398xH32 mm  
W569xD398xH32 mm

W753xD398xH32 mm

